



Hiring Demand Bulletins

October 2024

Alberta 

Table of Contents

Highlights 3

Hiring Demand for Alberta 3

 Hiring Demand for Calgary 5

 Hiring Demand for Edmonton 6

Hiring Demand for Selected Occupations 7

 Hiring Demand for Trades, Transport and Equipment Operators and Related Occupations 7

 Hiring Demand for Tech Occupations..... 8

 Hiring Demand for Health Occupations 9

 Hiring Demand for Mining and Oil & Gas Extraction Occupations10

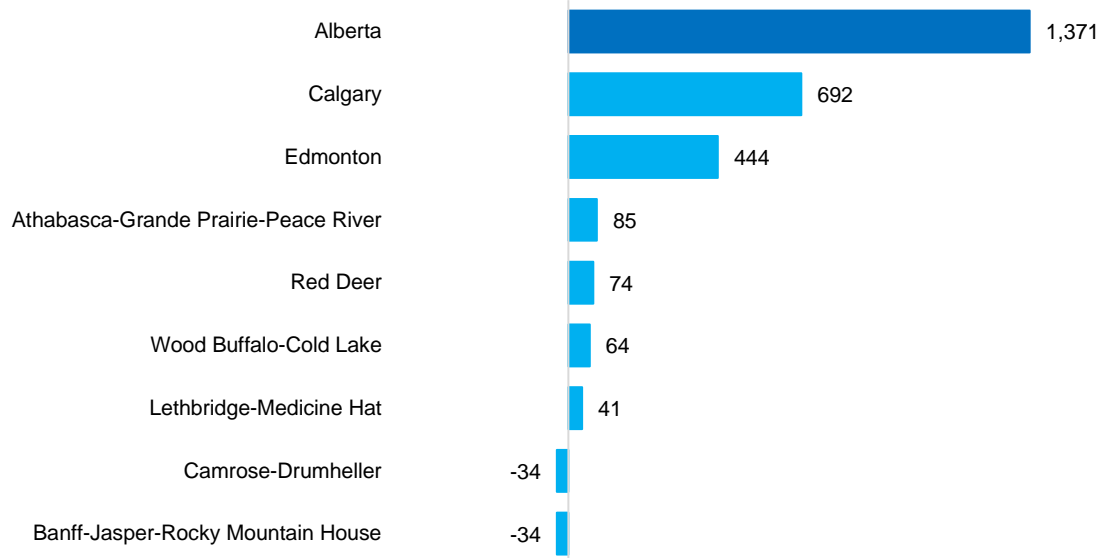
 Hiring Demand for Education Occupations.....11



Highlights

- In October 2024, there were 33,953 new job openings advertised by employers in Alberta's online media.
 - The number of job postings in Alberta rose by 4.2 per cent (+1,371 postings) from the previous month and is up by 2.1 per cent (+694 postings) compared to October 2023.
- On a month-over-month basis, job postings increased across all economic regions, except Banff-Jasper-Rocky Mountain House (-34 postings; -4.2 per cent) and Camrose-Drumheller (-34 postings; -2.9 per cent).

FIGURE 1: MONTH-OVER-MONTH CHANGE IN JOB POSTINGS BY REGION



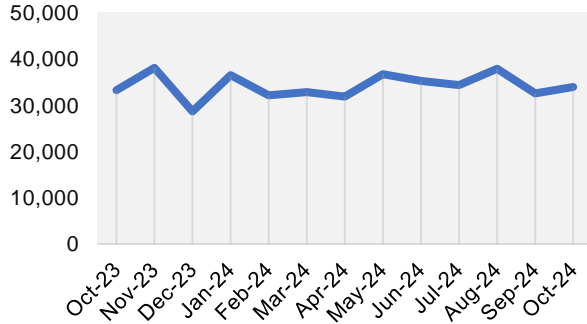
Data Source: Vicinity Jobs

- In October 2024, job postings increased across all occupation categories, except sales and service occupations (-107 postings).
 - The largest monthly gains were in business, finance and administration occupations (+594 postings), health occupations (+394 postings) and occupations in education, law and social, community and government services (+134 postings).
- Based on Labour Force Survey (LFS) data from Statistics Canada for October 2024:
 - Alberta's unemployment rate decreased to 7.3 per cent from 7.5 per cent in September 2024, with 4,900 fewer unemployed persons over the same period.
 - Employment gains (+13,200) outpaced labour force growth (+8,200).
 - The labour force grew among core-aged workers (+9,000) and youths aged 15 to 24 years (+8,600), while it declined among workers aged 55 and over (-9,300), compared to the previous month.
 - Employment rose in nine out of 16 industries, month-over-month, with notable gains in construction (+8,500), manufacturing (+7,100), and information, culture and recreation (+6,600). Wholesale and retail trade (-9,700) and public administration (-8,100) had the largest declines.

Hiring Demand for Alberta

Number of online job ads

About **33,950** new job openings were advertised by employers in Alberta’s online media. This is **higher by about 1,370** postings compared to the previous month.



Data Source: Vicinity Jobs

Top 5 hiring locations

Over two-thirds of job postings in Alberta are listed for the locations below:

| | | |
|----------------|--------|-------|
| Calgary | 10,879 | 32.0% |
| Edmonton | 9,531 | 28.1% |
| Red Deer | 1,120 | 3.3% |
| Grande Prairie | 1,018 | 3.0% |
| Lethbridge | 843 | 2.5% |

Data Source: Vicinity Jobs

Top 3 employers

| | |
|-------------------------|-------|
| Alberta Health Services | 2,595 |
| Walmart Canada | 335 |
| Covenant Health | 194 |

Data Source: Vicinity Jobs

Top 3 Classification of Instructional Programs (CIP) groups

| | |
|---|-------|
| 52 - Business, management, marketing and related support services | 1,820 |
| 51 - Health professions and related programs | 799 |
| 13 - Education | 466 |

Data Source: Vicinity Jobs

Top 5 occupations

| | |
|--|-------|
| 13110 - Administrative assistants | 1,167 |
| 63200 - Cooks | 1,129 |
| 64100 - Retail salespersons and visual merchandisers | 877 |
| 65201 - Food counter attendants, kitchen helpers and related support occupations | 809 |
| 62020 - Food service supervisors | 754 |

Data Source: Vicinity Jobs

New job ads by occupation group

30% Sales and service occupations

| | |
|---|--------|
| Sales and service occupations | 10,304 |
| Business, finance, and administration occupations | 6,177 |
| Trades, transport and equipment operators and related occupations | 5,343 |
| Health occupations | 3,322 |
| Occupations in education, law and social, community and government services | 1,986 |
| Natural and applied sciences and related occupations | 966 |
| Occupations in manufacturing and utilities | 485 |
| Legislative and senior management occupations | 297 |
| Occupations in art, culture, recreation and sport | 292 |
| Natural resources, agriculture, and related production occupations | 207 |

Data Source: Vicinity Jobs

New job ads by skill group

| | |
|-------------------------|--------|
| Social-Emotional Skills | 31,496 |
| Occupational Skills | 29,563 |
| Technologies | 9,043 |
| Tools and Equipment | 5,714 |

Data Source: Vicinity Jobs

New job ads by Training, Education, Experience and Responsibilities (TEER) category

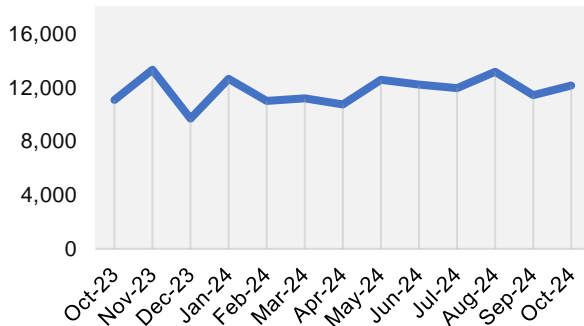
| | |
|---|-------|
| 0 - Management | 3,145 |
| 1 - University degree (bachelor's, master's or doctorate) | 2,898 |
| 2 - Post-secondary education or apprenticeship program (PEAP) of 2 to 3 years | 6,118 |
| 3 - PEAP of less than 2 years | 6,251 |
| 4 - Secondary school | 4,098 |
| 5 - Work demonstration and no formal education requirements | 4,408 |

Data Source: Vicinity Jobs

Hiring Demand for Calgary

Number of online job ads

About **12,110** new job openings were advertised by employers in Alberta's online media. This is **higher by about 690** postings compared to the previous month.



Data Source: Vicinity Jobs

Top 5 hiring locations

| | | |
|----------|--------|-------|
| Calgary | 10,879 | 89.9% |
| Airdrie | 419 | 3.5% |
| Cochrane | 160 | 1.3% |
| Okotoks | 133 | 1.1% |
| Olds | 115 | 0.9% |

Data Source: Vicinity Jobs

Top 3 employers

| | |
|-------------------------|-----|
| Alberta Health Services | 568 |
| Walmart Canada | 120 |
| University of Calgary | 93 |

Data Source: Vicinity Jobs

Top 3 Classification of Instructional Programs (CIP) groups

| | |
|---|-----|
| 52 - Business, management, marketing and related support services | 894 |
| 14 - Engineering | 251 |
| 51 - Health professions and related programs | 232 |

Data Source: Vicinity Jobs

Top 5 occupations

| | |
|--|-----|
| 63200 – Cooks | 392 |
| 13110 - Administrative assistants | 390 |
| 65201 - Food counter attendants, kitchen helpers and related support occupations | 273 |
| 64100 - Retail salespersons and visual merchandisers | 266 |
| 75110 - Construction trades helpers and labourers | 227 |

Data Source: Vicinity Jobs

New job ads by occupation group

29% Sales and service occupations

| | |
|---|-------|
| Sales and service occupations | 3,504 |
| Business, finance and administration occupations | 2,298 |
| Trades, transport and equipment operators and related occupations | 1,935 |
| Health occupations | 864 |
| Occupations in education, law and social, community and government services | 656 |
| Natural and applied sciences and related occupations | 475 |
| Occupations in manufacturing and utilities | 179 |
| Legislative and senior management occupations | 134 |
| Occupations in art, culture, recreation and sport Management occupations | 125 |
| Natural resources, agriculture and related production occupations | 50 |

Data Source: Vicinity Jobs

New job ads by skill group

| | |
|-------------------------|--------|
| Social-Emotional Skills | 11,331 |
| Occupational Skills | 10,618 |
| Technologies | 3,689 |
| Tools and Equipment | 2,017 |

Data Source: Vicinity Jobs

New job ads by Training, Education, Experience and Responsibilities (TEER) category

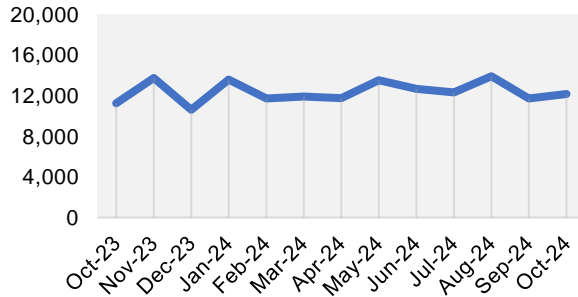
| | |
|---|-------|
| 0 - Management | 1,241 |
| 1 - University degree (bachelor's, master's or doctorate) | 1,039 |
| 2 - Post-secondary education or apprenticeship program (PEAP) of 2 to 3 years | 1,917 |
| 3 - PEAP of less than 2 years | 2,133 |
| 4 - Secondary school | 1,436 |
| 5 - Work demonstration and no formal education requirements | 1,492 |

Data Source: Vicinity Jobs

Hiring Demand for Edmonton

Number of online job ads

About **12,180** new job openings were advertised by employers in Alberta's online media. This is **higher by about 440** postings compared to the previous month.



Data Source: Vicinity Jobs

Top 5 hiring locations

| | | |
|---------------|-------|-------|
| Edmonton | 9,531 | 78.2% |
| Sherwood Park | 580 | 4.8% |
| Leduc | 361 | 3.0% |
| St Albert | 360 | 3.0% |
| Spruce Grove | 220 | 1.8% |

Data Source: Vicinity Jobs

Top 3 employers

| | |
|-------------------------|-----|
| Alberta Health Services | 693 |
| Covenant Health | 142 |
| Walmart Canada | 102 |

Data Source: Vicinity Jobs

Top 3 Classification of Instructional Programs (CIP) groups

| | |
|---|-----|
| 52 - Business, management, marketing and related support services | 610 |
| 51 - Health professions and related programs | 278 |
| 13 - Education | 147 |

Data Source: Vicinity Jobs

Top 5 occupations

| | |
|--|-----|
| 13110 - Administrative assistants | 555 |
| 63200 - Cooks | 430 |
| 64100 - Retail salespersons and visual merchandisers | 324 |
| 65201 - Food counter attendants, kitchen helpers and related support occupations | 304 |
| 13100 - Administrative officers | 294 |

Data Source: Vicinity Jobs

New job ads by occupation group

30% Sales and service occupations

| | |
|---|-------|
| Sales and service occupations | 3,652 |
| Business, finance and administration occupations | 2,662 |
| Trades, transport and equipment operators and related occupations | 1,983 |
| Health occupations | 1,004 |
| Occupations in education, law and social, community and government services | 729 |
| Natural and applied sciences and related occupations | 353 |
| Occupations in manufacturing and utilities | 151 |
| Legislative and senior management occupations | 112 |
| Occupations in art, culture, recreation and sport | 99 |
| Natural resources, agriculture, and related production occupations | 47 |

Data Source: Vicinity Jobs

New job ads by skill group

| | |
|-------------------------|--------|
| Social-Emotional Skills | 11,457 |
| Occupational Skills | 10,723 |
| Technologies | 3,275 |
| Tools and Equipment | 2,148 |

Data Source: Vicinity Jobs

New job ads by Training, Education, Experience and Responsibilities (TEER) category

| | |
|---|-------|
| 0 - Management | 1,126 |
| 1 - University degree (bachelor's, master's or doctorate) | 968 |
| 2 - Post-secondary education or apprenticeship program (PEAP) of 2 to 3 years | 2,387 |
| 3 - PEAP of less than 2 years | 2,427 |
| 4 - Secondary school | 1,474 |
| 5 - Work demonstration and no formal education requirements | 1,589 |

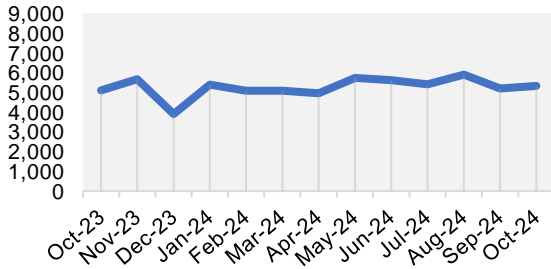
Data Source: Vicinity Jobs

Hiring Demand for Selected Occupations

Hiring Demand for Trades, Transport and Equipment Operators and Related Occupations

Number of online job ads

About **5,340** new job openings were advertised by employers in Alberta's online media. This is **higher by about 130** postings compared to the previous month.



Data Source: Vicinity Jobs

Job types for new job postings

96% full-time positions
4% part-time positions

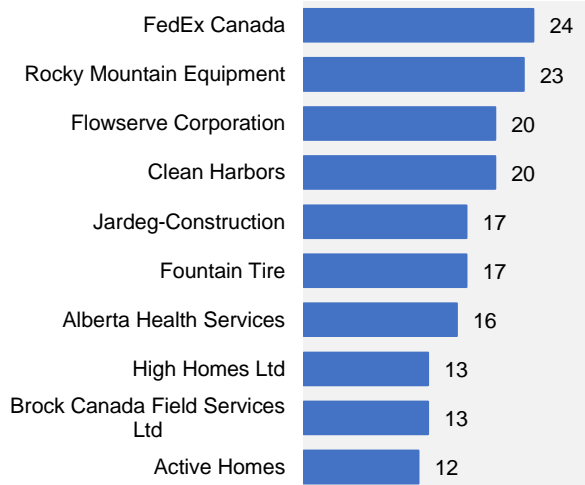
Top 5 hiring locations

| | | |
|----------------|-------|-------|
| Calgary | 1,737 | 32.5% |
| Edmonton | 1,528 | 28.6% |
| Grande Prairie | 187 | 3.5% |
| Red Deer | 176 | 3.3% |
| Fort McMurray | 164 | 3.1% |

Data Source: Vicinity Jobs

Top employers

<1% FedEx Canada



Data Source: Vicinity Jobs

Top occupations

10% Transport truck drivers

| | |
|--|-----|
| Transport truck drivers | 561 |
| Construction trades helpers and labourers | 501 |
| Material handlers | 486 |
| Delivery service drivers and door-to-door distributors | 475 |
| Carpenters | 313 |
| Automotive service technicians, truck and bus mechanics and mechanical repairers | 212 |
| General building maintenance workers and building superintendents | 156 |
| Plumbers | 143 |
| Plasterers, drywall installers and finishers and lathers | 119 |
| Heavy equipment operators | 119 |

Data Source: Vicinity Jobs

Top 3 Classification of Instructional Programs (CIP) groups

| | |
|---|-----|
| 46 - Construction trades | 106 |
| 52 - Business, management, marketing and related support services | 54 |
| 47 - Mechanic and repair technologies/technicians | 41 |

Data Source: Vicinity Jobs

New job ads by skill group

| | |
|-------------------------|-------|
| Social-Emotional Skills | 4,907 |
| Occupational Skills | 4,850 |
| Tools and Equipment | 2,118 |
| Technologies | 599 |

Data Source: Vicinity Jobs

New job ads by Training, Education, Experience and Responsibilities (TEER) category

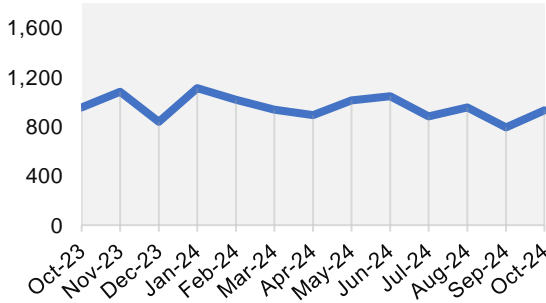
| | |
|---|-------|
| 0 - Management | 173 |
| 2 - Post-secondary education or apprenticeship program (PEAP) of 2 to 3 years | 1,343 |
| 3 - PEAP of less than 2 years | 1,328 |
| 4 - Secondary school | 207 |
| 5 - Work demonstration and no formal education requirements | 1,610 |

Data Source: Vicinity Jobs

Hiring Demand for Tech Occupations

Number of online job ads

About **930** new job openings were advertised by employers in Alberta's online media. This is **higher by about 140 postings** compared to the previous month.



Data Source: Vicinity Jobs

Job types for new job postings

98% full-time positions
2% part-time positions

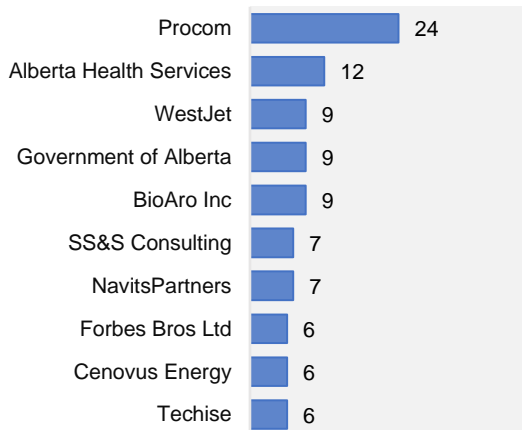
Top 5 hiring locations

| | | |
|----------------|-----|-------|
| Calgary | 416 | 44.5% |
| Edmonton | 333 | 35.7% |
| Lethbridge | 17 | 1.8% |
| Sherwood Park | 15 | 1.6% |
| Grande Prairie | 14 | 1.5% |

Data Source: Vicinity Jobs

Top employers

3% Procom



Data Source: Vicinity Jobs

Top occupations

17% Professional occupations in advertising, marketing and public relations

| | |
|---|-----|
| Professional occupations in advertising, marketing and public relations | 161 |
| Advertising, marketing and public relations managers | 99 |
| Business systems specialists | 91 |
| Business development officers and market researchers and analysts | 61 |
| Database analysts and data administrators | 56 |
| User support technicians | 51 |
| Information systems specialists | 47 |
| Web developers and programmers | 34 |
| Computer network and web technicians | 33 |
| Software developers and programmers | 32 |

Data Source: Vicinity Jobs

Top 3 Classification of Instructional Programs (CIP) groups

| | |
|---|-----|
| 52 - Business, management, marketing and related support services | 176 |
| 11 - Computer and information sciences and support services | 83 |
| 14 - Engineering | 42 |

Data Source: Vicinity Jobs

New job ads by skill group

| | |
|-------------------------|-----|
| Social-Emotional Skills | 908 |
| Occupational Skills | 835 |
| Technologies | 535 |
| Tools and Equipment | 59 |

Data Source: Vicinity Jobs

New job ads by Training, Education, Experience and Responsibilities (TEER) category

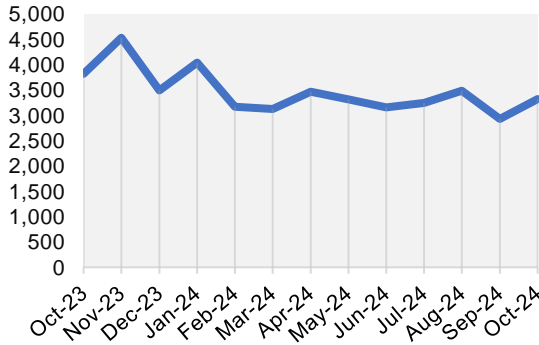
| | |
|--|-----|
| 0 - Management | 159 |
| 1 - University degree (bachelor's, master's or doctorate) | 547 |
| 2 - Post-secondary education or apprenticeship program of 2 to 3 years | 226 |
| 4 - Secondary school | 2 |

Data Source: Vicinity Jobs

Hiring Demand for Health Occupations

Number of online job ads

About **3,320** new job openings were advertised by employers in Alberta's online media. This is **higher by about 390** postings compared to the previous month.



Data Source: Vicinity Jobs

Job types for new job postings

47% full-time positions
53% part-time positions

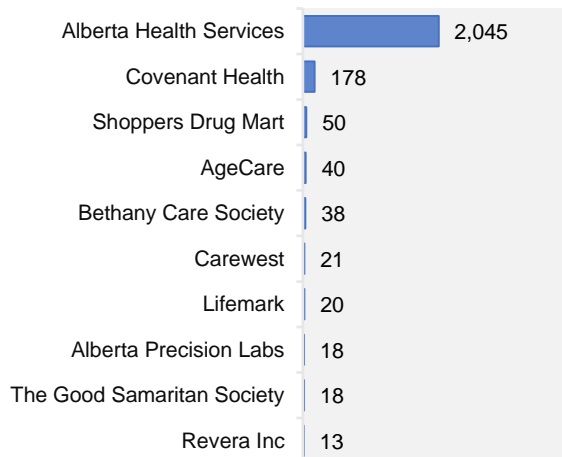
Top 5 hiring locations

| | | |
|----------------|-----|-------|
| Edmonton | 863 | 25.5% |
| Calgary | 762 | 22.7% |
| Red Deer | 179 | 5.4% |
| Grande Prairie | 106 | 3.3% |
| Medicine Hat | 83 | 2.7% |

Data Source: Vicinity Jobs

Top employers

62% Alberta Health Services



Data Source: Vicinity Jobs

Top occupations

22% Registered nurses and registered psychiatric nurses

| | |
|---|-----|
| Registered nurses and registered psychiatric nurses | 732 |
| Nurse aides, orderlies and patient service associates | 596 |
| Licensed practical nurses | 483 |
| Paramedical occupations | 158 |
| Pharmacy technical assistants and pharmacy assistants | 111 |
| Other assisting occupations in support of health services | 104 |
| Occupational therapists | 102 |
| Physiotherapists | 99 |
| Pharmacists | 82 |
| Medical radiation technologists | 80 |

Data Source: Vicinity Jobs

Top 3 Classification of Instructional Programs (CIP) groups

| | |
|---|-----|
| 51 - Health professions and related programs | 616 |
| 42 - Psychology | 64 |
| 31 - Parks, recreation, leisure and fitness studies | 42 |

Data Source: Vicinity Jobs

New job ads by skill group

| | |
|-------------------------|-------|
| Social-Emotional Skills | 2,833 |
| Occupational Skills | 2,806 |
| Technologies | 585 |
| Tools and Equipment | 222 |

Data Source: Vicinity Jobs

New job ads by Training, Education, Experience and Responsibilities (TEER) category

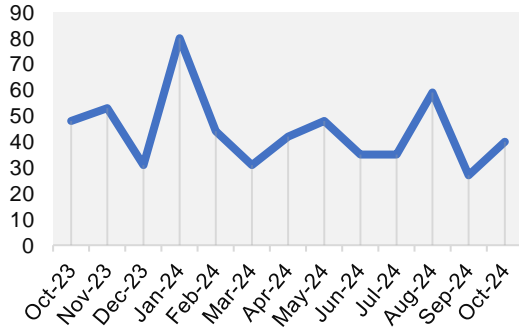
| | |
|---|-------|
| 0 - Management | 42 |
| 1 - University degree (bachelor's, master's or doctorate) | 1,298 |
| 2 - Post-secondary education or apprenticeship program (PEAP) of 2 to 3 years | 911 |
| 3 - PEAP of less than 2 years | 893 |

Data Source: Vicinity Jobs

Hiring Demand for Mining and Oil & Gas Extraction Occupations

Number of online job ads

About **40** new job openings were advertised by employers in Alberta's online media. This is **higher by about 10** postings compared to the previous month.



Data Source: Vicinity Jobs

Job types for new job postings

100% full-time positions
0% part-time positions

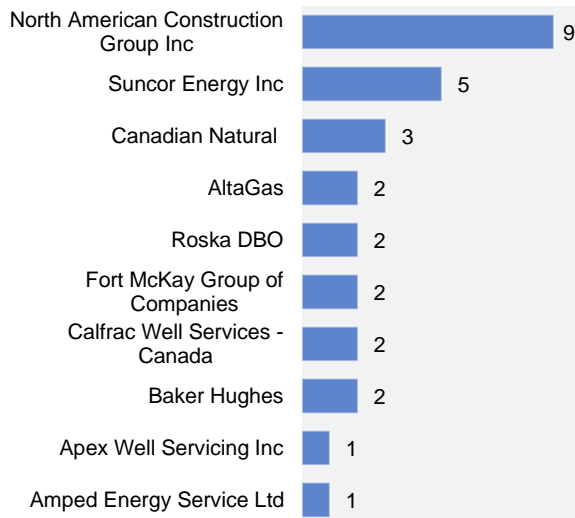
Top 5 hiring locations

| | | |
|----------------|----|-------|
| Fort McMurray | 13 | 32.5% |
| Grande Prairie | 5 | 12.5% |
| Calgary | 4 | 10.0% |
| Leduc | 4 | 10.0% |
| Medicine Hat | 2 | 5.0% |

Data Source: Vicinity Jobs

Top employers

23% North American Construction Group Inc



Data Source: Vicinity Jobs

Top occupations

23% Heavy equipment operators

| | |
|---|---|
| Heavy equipment operators | 9 |
| Material handlers | 8 |
| Transport truck drivers | 4 |
| Geoscientists and oceanographers | 3 |
| Central control and process operators, petroleum, gas and chemical processing | 2 |
| Procurement and purchasing agents and officers | 2 |
| Mechanical engineers | 2 |
| Oil and gas drilling, servicing and related labourers | 2 |
| Oil and gas well drilling and related workers and services operators | 2 |
| Welders and related machine operators | 2 |

Data Source: Vicinity Jobs

Top Classification of Instructional Programs (CIP) groups

| | |
|---|---|
| 14 - Engineering | 3 |
| 52 - Business, management, marketing and related support services | 1 |

Data Source: Vicinity Jobs

New job ads by skill group

| | |
|-------------------------|----|
| Occupational Skills | 37 |
| Social-Emotional Skills | 34 |
| Tools and Equipment | 17 |
| Technologies | 10 |

Data Source: Vicinity Jobs

New job ads by Training, Education, Experience and Responsibilities (TEER) category

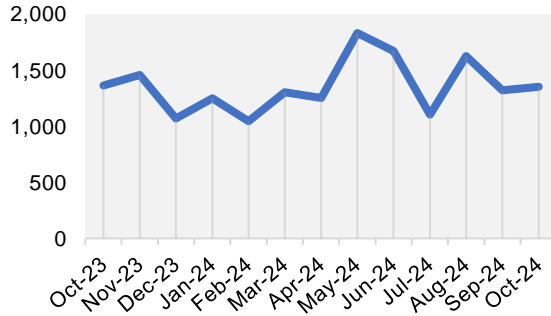
| | |
|---|----|
| 1 - University degree (bachelor's, master's or doctorate) | 6 |
| 2 - Post-secondary education or apprenticeship program (PEAP) of 2 to 3 years | 5 |
| 3 - PEAP of less than 2 years | 17 |
| 4 - Secondary school | 2 |
| 5 - Work demonstration and no formal education requirements | 10 |

Data Source: Vicinity Jobs

Hiring Demand for Education Occupations

Number of online job ads

About **1,350** new job openings were advertised by employers in Alberta's online media. This is **higher by about 30** postings compared to the previous month.



Data Source: Vicinity Jobs

Job types for new job postings

69% full-time positions
31% part-time positions

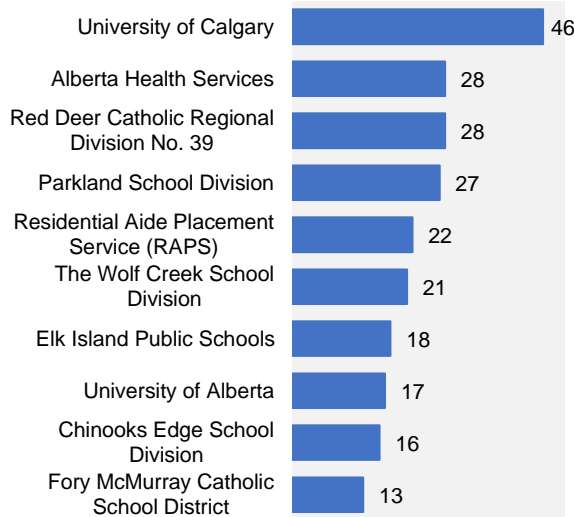
Top 5 hiring locations

| | | |
|---------------|-----|-------|
| Calgary | 394 | 29.2% |
| Edmonton | 315 | 23.3% |
| Sherwood Park | 46 | 3.4% |
| Red Deer | 43 | 3.2% |
| Lethbridge | 38 | 2.8% |

Data Source: Vicinity Jobs

Top employers

3% University of Calgary



Data Source: Vicinity Jobs

Top occupations

27% Early childhood educators and assistants

| | |
|---|-----|
| Early childhood educators and assistants | 363 |
| Elementary and secondary school teacher assistants | 232 |
| College and other vocational instructors | 157 |
| Home support workers, caregivers and related occupations | 141 |
| Elementary school and kindergarten teachers | 110 |
| Secondary school teachers | 91 |
| Home child care providers | 80 |
| University professors and lecturers | 43 |
| Other instructors | 35 |
| Therapists in counselling and related specialized therapies | 27 |

Data Source: Vicinity Jobs

Top 3 Classification of Instructional Programs (CIP) groups

| | |
|---|-----|
| 13 - Education | 302 |
| 51 - Health professions and related programs | 31 |
| 44 - Public administration and social service professions | 29 |

Data Source: Vicinity Jobs

New job ads by skill group

| | |
|-------------------------|-------|
| Social-Emotional Skills | 1,234 |
| Occupational Skills | 783 |
| Technologies | 186 |
| Tools and Equipment | 46 |

Data Source: Vicinity Jobs

New job ads by Training, Education, Experience and Responsibilities (TEER) category

| | |
|---|-----|
| 0 - Management | 32 |
| 1 - University degree (bachelor's, master's or doctorate) | 468 |
| 2 - Post-secondary education or apprenticeship program (PEAP) of 2 to 3 years | 363 |
| 3 - PEAP of less than 2 years | 267 |
| 4 - Secondary school | 221 |

Data Source: Vicinity Jobs